


V-TENSION 1500 - 2000



V-TENSION 1500-2000 provides flexible mechanical stretching for all types of meshes, in true alignment with the thread, with utmost precision.

V-TENSION 1500-2000

Mechanical stretching machine



Screen frame support



Hand wheel



Guide rails for the clamps



DUPLEX clamp

Particular characteristics

- The machine can be operated on a mains-independent basis, i.e. without electric power and compressed air.
- When a mesh is being stretched, the screen frame is pre-stressed with the same counter-stretching force.
- High-precision, perpendicular stretching in warp and weft directions. No angle mistakes are possible (no pillow effect).
- No contact between frame and mesh during the stretching process.
- Should the pre-stressing of the screen frame not be desired, it can be suppressed by means of the four fixing screws.
- The stretching machine can be continuously adjusted within seconds from the largest down to the smallest screen frame format.
- The DUPLEX stretching clamps are equipped with concave ball-bearings which are running on stainless steel precision guideway shafts.
- The DUPLEX clamps can be pushed sideways during the stretching process and are thus capable of compensating the extension of the mesh.
- The width of a stretching clamp is 250 mm. Due to this ideal width, any irregularities of the mesh will be automatically compensated by each one of the stretching clamps. This ensures an even and regular stretching on the entire surface of the mesh.

Execution A1

- The frame is pneumatically pressed onto the mesh by means of a foot-operated pump.
- No compressed air supply is necessary.

Execution A2

- The machine is connected to a pneumatic supply source.
- The frames are pneumatically pressed onto the mesh by means of a pressure regulator and a manual valve.

Option W

- Angular supporting table allowing a simultaneous treatment of several screen frames.
- Standard mesh angle: 0°, 7.5°, 15° and 22.5°.

Option Z1

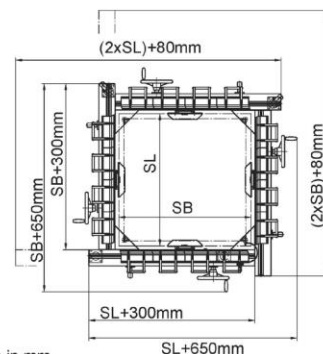
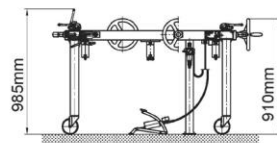
- Additional screen support.

Option Z2

- Support tie-bar for a simultaneous covering and pre-stressing of two screens.



Screen format	SB Screen width	mm	750 – 3000
	SL Screen length	mm	750 – 3000
	Frame profile thickness	mm	20 – 70
	Travel distance per side	mm	80
Overall size	Length	mm	2xSL + 80
	Width	mm	2xSB + 80
	Height	mm	910
Compressed air	only required for execution A2		
	Pressure	bar	7
	Air consumption	lt/min	5
Permanent sound pressure level		dB (A)	<70



All measures in mm



The machine is in compliance with the EU machinery directives (CE-conformity).

Technical changes are reserved

November 17